



helping hands

A COMMUNITY
ART FLAG PROJECT



COMMUNITY MEMBERS OF ALL AGES ARE INVITED TO
CREATE A 5"X7" ART FLAG SHOWCASING THE THEME OF
HELPING HANDS.

THE ART FLAGS WILL BE ATTACHED BY STRING AND
DISPLAYED LOCALLY. THE GOAL IS FOR THIS PROJECT TO
EVOLVE ARTISTICALLY AND GROW IN SIZE.
THESE SMALL WORKS CAN BE EASILY STORED SO THEY CAN
BE DISPLAYED AGAIN AND AGAIN.



THIS PROJECT WAS LAUNCHED BY
TOWARDS AN ANTI RACIST NORTH KINGSTOWN
IN PARTNERSHIP WITH HARBOR CREATIVE ARTS.



helping hands

A COMMUNITY
ART FLAG PROJECT




**THE NEXT DISPLAY WILL BE AT
WE ARE ALL READERS
CHILDREN'S BOOK FESTIVAL
APRIL 1ST, 2023
AT NORTH KINGSTOWN HIGH SCHOOL!
WWW.WEAREALLREADERS.COM**

**ALL ARTWORKS SUBMITTED BY MARCH 28TH
WILL BE DISPLAYED!**

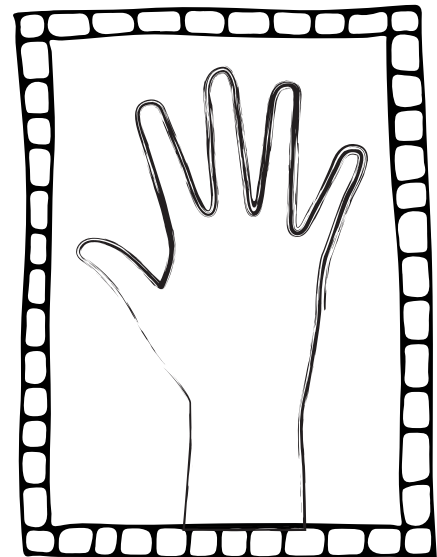
**CONTACT HARBORCREATIVEARTS@GMAIL.COM
TO SUBMIT ARTWORK.**

**YOU MAY FOLLOW ALONG WITH THE PRINT-OUTS
INCLUDED OR CREATE YOUR OWN PROJECT
OR DESIGN ON 5"X7" PAPER.**

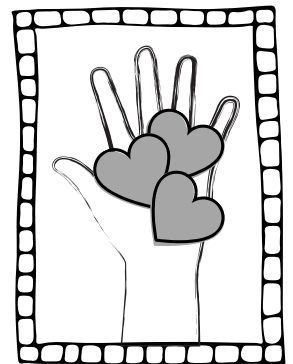

MAKE A HELPING HAND ART FLAG!



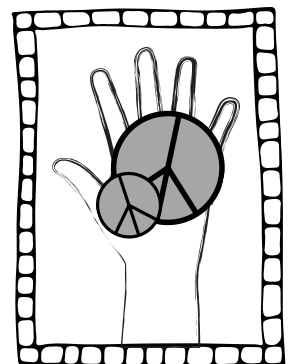

TRACE YOUR HAND OR PART OF YOUR HAND. ON A 5"X7" BACKGROUND PAPER.



USE THE COLOR + CUT SHEET (OR DRAW RIGHT ON THE HAND).



CREATE YOUR ART FLAG BY FILLING IN OR AROUND THE HAND & SHAPES WITH DETAILS LIKE WORDS, PICTURES, COLORS, STICKERS, CUT OUTS. YOU CAN DRAW, PAINT, AND/OR GLUE ON IT AS MUCH AS YOU WANT!



YOUR ART FLAG SHOULD SHOW OFF YOUR IDEAS FOR HOW OUR HANDS HELP OTHERS AND OUR COMMUNITY AROUND US.





MAKE IT UNIQUE!





Important:
All artwork should be created on a 5"x7" vertical paper.

©
Created by Harbor Creative Arts +
Towards An Anti-Racist North Kingstown.
This document may not be sold or used for
profit generating classes or events.

Choose one or a few shapes to add words, designs, colors to. Then cut out and glue on to your hand!



MAKE A HELPING HAND ART FLAG!



1 WORDS WHAT ARE THREE WORDS YOU THINK OF WHEN YOU HEAR THE WORD **HELP**?

2 WAYS WHAT ARE THREE WAYS **YOU** ARE A HELPER?


3 WHY HOW DOES HELPING **MAKE YOU FEEL**?

HOW DO **OTHERS FEEL** WHEN YOU HELP THEM IN SOME WAY?

4 THEM ASK SOMEONE ELSE TO **DESCRIBE** WHAT A GOOD HELPER IS OR DOES.

5 ME & WE HOW DO WE HELP WITH OUR **HANDS**?
THINK OF 5 (SMALL, MEDIUM, OR BIG) WAYS!

MAKE A HELPING HAND ART FLAG!



BOOK SUGGESTIONS TO GENERATE IDEAS ages 3-7



Be Kind by Zietlow Miller
([video reading is here](#))



A Little Spot of Kindness by Diane Alber
([video reading is here](#))




Kindness is my Superpower by Alicia Ortego
([video reading is here](#))



Kindness Makes Us Strong by Sophie Beer
([video reading is here](#))

MAKE A HELPING HAND ART FLAG!




ART FLAG EXAMPLES!

THERE ARE ENDLESS WAYS TO MAKE AN ART FLAG!





PERMISSION SLIPS



Please attach a permission slip to the back of each art flag **or** include a letter from the school director or business owner on behalf of the group granting permission to participate and label the first name and age of each artist on the back of the art flags.

Artwork can be dropped off at or sent to:

Harbor Creative Arts 7592 Post Road, North Kingstown RI 02852

Questions: email harborcreativearts@gmail.com

Helping Hands:

Community Art Flag Project

This ongoing community art project was created by Harbor Creative Arts and Towards an Anti-Racist North Kingstown. Displays of "art flags" showcasing the theme of helping hands will be continuously publicly displayed in various venues.

Yes, you can display this child's artwork.

Yes, you can include the child's first name, last initial, and age.

Child's first name, last initial:

Age _____

Signature _____

Printed name _____

Relationship _____

Date _____

Helping Hands:

Community Art Flag Project

This ongoing community art project was created by Harbor Creative Arts and Towards an Anti-Racist North Kingstown. Displays of "art flags" showcasing the theme of helping hands will be continuously publicly displayed in various venues.

Yes, you can display this child's artwork.

Yes, you can include the child's first name, last initial, and age.

Child's first name, last initial:

Age _____

Signature _____

Printed name _____

Relationship _____

Date _____